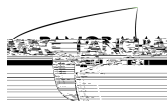




Almeria Middle

Family Back-to-School Survey
Fall 2020



Report created by
Panorama Education

Family-School Communication

Your average

59%

291 responses

School Level average: 57% Middle

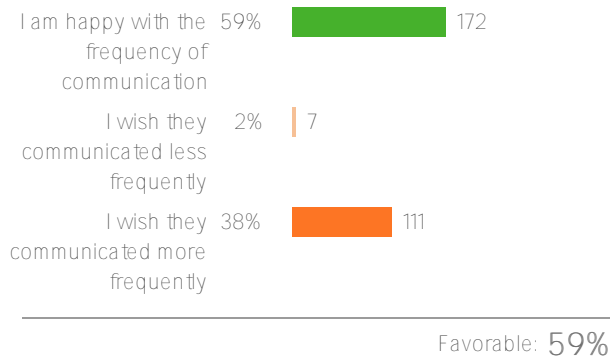
District average: 64% Fontana Unified School District

How did people respond?

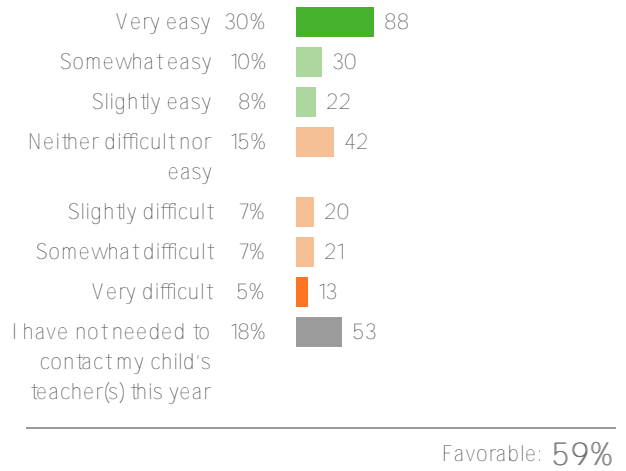
Favorable: 58%



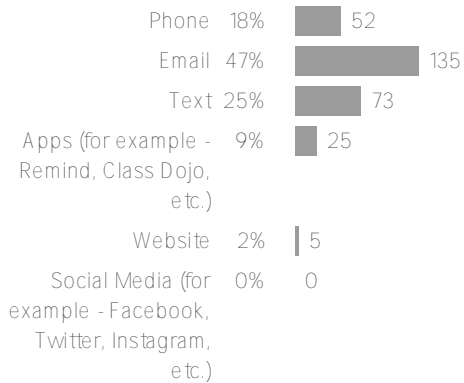
Q.5: How satisfied are you with the frequency of communication from your child's teacher(s)?



Q.6: When you need to, how difficult or easy is it to get in contact with your child's teacher(s)?



Q.7: What is the best way for your child's school and teacher(s) to communicate with you?



Learning Model

Your average

45%


291 responses

School Level average: 46% Middle

District average: 46% Fontana Unified School District

How did people respond?

Q.1: How difficult or easy is it for your child to use the distance learning tools (video calls, learning applications, etc.)?

Very easy 23%  68

Somewhat 7

h

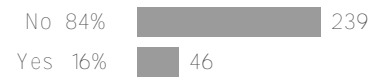
Favorable: 44%



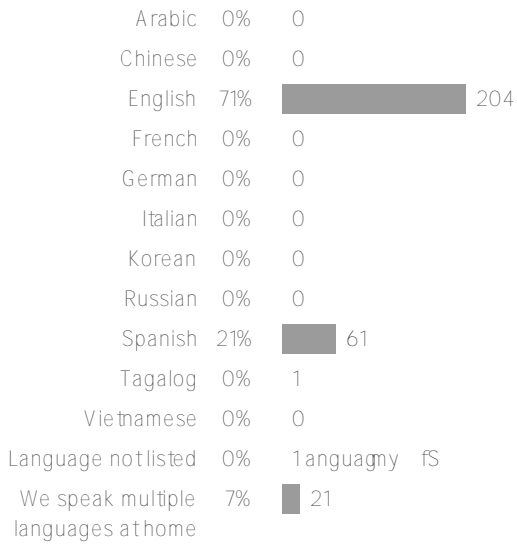
Q.5: Did your child participate in any learning activities this summer?



Q.6: Is your child currently learning to speak English in addition to speaking another language?



Q.7: What language do you mostly speak at home?



Q.8: What is your race or ethnicity?

